



## MOBILE BARS & BACK-UP

FOOD WARMING EQUIPMENT COMPANY, INC  
COOK | HOLD | TRANSPORT | SERVE | REFRIGERATION | BARS



## FWE's Mobile Bars

Nothing livens up an event like a fully stocked bar with a professional bartender! FWE's mobile bars allow you to move it where you need it!

FWE's heavy duty design and stainless steel construction holds up to the heavy weight of beverage service, whether using a dispensing system or conventional cans and bottles.

The sanitary stainless steel work areas and interior make clean up quick and easy. Work and splash areas are polished stainless steel with easy-to-clean coved corners. Front edges have raised marine nosing to retard spills.

Bar speed rails keep your most popular bottles and flavors in one convenient easy-to-access location. Bottle speed rail sections are removable and run the full length of bar. Handy compartmented condiment server is included. 8 Ft models are designed with 2 sink stations. Towel ring is mounted to working side.

All decorative sides offer the choice of these working sides.

## Dispensing System Working Side

Designed for a wide range of high performance beverage dispensing systems including: Pre-Mix, Post-Mix and Bag-in-Box. Tank storage area accommodates a minimum of four (4) 5-gallon tanks, and (1) CO<sub>2</sub> tank. Ice sink is designed with enclosed foam insulation with drain. Sealed in cold plate and line fittings keeps 6 flavor circuits of beverages chilled for service with 60lb capacity ice bin. Ice is protected with a stainless steel sliding cover. A centered stainless steel drain siphons away melted ice so that your remaining supply is always ready to serve.

Embedded ringed opening is included on the work top for access for the beverage dispensing gun.

## Conventional Bar Working Side

Heavy duty design for conventional beverage service using cans and bottles with the liquor selection at your fingertips.

Ice Sink is designed with enclosed foam insulation and has 60lb capacity ice bin. Insulated design that prevents ice from melting. Ice sink is protected with a stainless steel sliding cover. A centered stainless steel drain siphons away melted ice so that your remaining supply is always ready to serve.

## Dispensing System Working Side




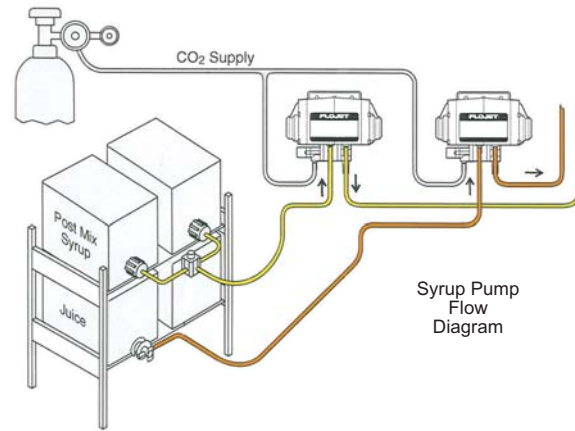
5 Foot Bar  
"BBC"



6 Foot Bar  
"BBC"



8 Foot Bar  
"BBC"



## Conventional Bar Working Side



5 Foot Bar  
"CB"



6 Foot Bar  
"CB"



8 Foot Bar  
"CB"



# architectural series

## Solid Mahogany Decorative Side

Perfect for all occasion event hosting. Made from solid mahogany wood - featuring classical architectural elements from old world craftsmanship. Built from real wood and finished in a rich, traditional cherry stain. Welded stainless steel frame assures years of profitable use.

FWE offers a comprehensive mobile bar system with matching mobile Back Bar and matching mobile Ice Cart. Matching mobile Back Bar has a handsome Mirrored Canopy available as an optional accessory.

Super back-up! Matching mobile Back Bar Stores extra liquor, glasses and bar accessories. Convenient work / serve top. Recessed can lights included in Mirrored Canopy. Interior shelves adjustable on 1.5" spacings. Welded stainless steel frame assures years of profitable use. Large 5" casters with brakes allows easy mobility.

Matching mobile Ice Cart provides an accessible supply of ice that is essential to keep drink service uninterrupted. Holds 200 lbs. of ice! Fully insulated. Includes sliding stainless top, drain, and all swivel 5" casters. Welded stainless steel frame.



**AS-IC-200-MW**  
Mobile Ice Cart

**AS-BBC-6-MW or AS-CB-6-MW**  
6 Foot Mobile Bar

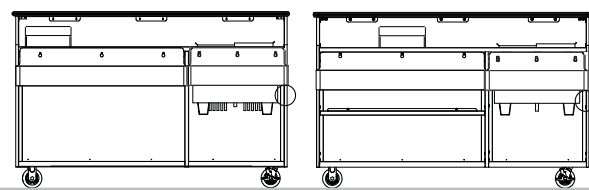
**AS-PSC-6-MW**  
6 Foot Mobile Back Bar shown with optional accessory Mirrored Canopy

**AS-BBC-5-MW or AS-CB-5-MW**  
5 Foot Mobile Bar

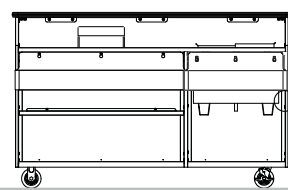
**AS-BBC-8-MW or AS-CB-8-MW**  
8 Foot Mobile Bar

**AS-PSC-8-MW**  
8 Foot Mobile Back Bar

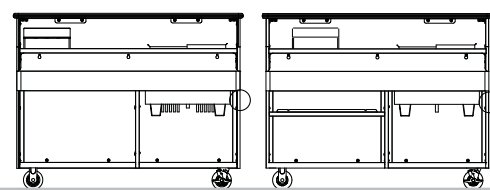
**AS-PSC-8-MW**  
8 Foot Mobile Back Bar shown with optional accessory Mirrored Canopy



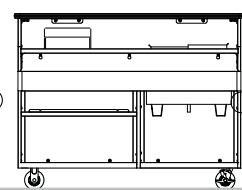
**AS-BBC-6-MW**  
Working Side



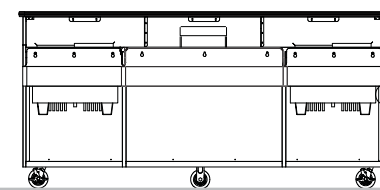
**AS-CB-6-MW**  
Working Side



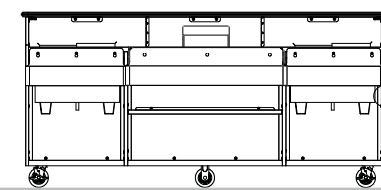
**AS-BBC-5-MW**  
Working Side



**AS-CB-5-MW**  
Working Side



**AS-BBC-8-MW**  
Working Side



**AS-CB-8-MW**  
Working Side



## executive series

### Solid Birch Decorative Side

Perfect for all occasion event hosting. Made from solid birch wood - featuring classical architectural elements from old world craftsmanship. Built from real wood and finished in catalyzed lacquer to deter scratching and gouging. Welded stainless steel frame assures years of profitable use.

FWE offers a comprehensive mobile bar system with matching mobile Back Bar and matching mobile Ice Cart. Matching mobile Back Bar has a handsome Mirrored Canopy available as an optional accessory.

Super back-up! Matching mobile Back Bar Stores extra liquor, glasses and bar accessories. Convenient work / serve top. Recessed can lights included in Mirrored Canopy. Interior shelves adjustable on 1.5" spacings. Welded stainless steel frame assures years of profitable use. Large 5" casters with brakes allows easy mobility.

Matching mobile Ice Cart provides an accessible supply of ice that is essential to keep drink service uninterrupted. Holds 200 lbs. of ice! Fully insulated. Includes sliding stainless top, drain, and all swivel 5" casters. Welded stainless steel frame.



**ES-BBC-5-BW or  
ES-CB-5-BW**  
5 Foot Mobile Bar

**ES-PSC-6-BW**  
6 Foot Mobile Back Bar



**ES-BBC-6-BW or  
ES-CB-6-BW**  
6 Foot Mobile Bar



**ES-PSC-6-BW**  
6 Foot  
Mobile Back Bar  
shown  
with optional  
accessory  
Mirrored  
Canopy



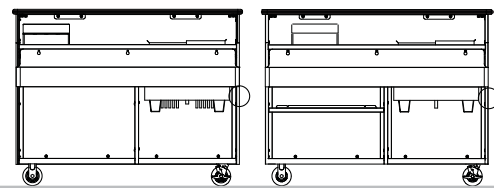
**ES-BBC-8-BW or  
ES-CB-8-BW**  
8 Foot Mobile Bar



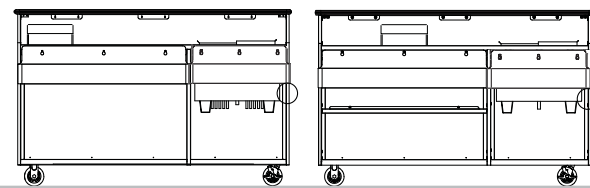
**ES-IC-200-BW**  
Mobile Ice Cart



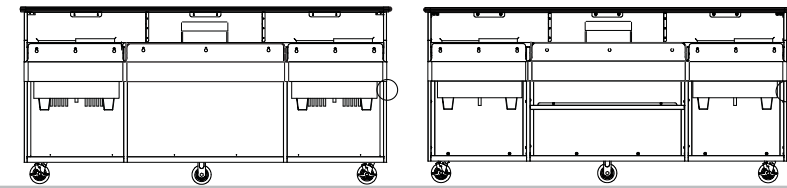
**ES-PSC-8-BW**  
8 Foot  
Mobile Back Bar  
shown  
with optional  
accessory  
Mirrored  
Canopy



**ES-BBC-5-BW** Working Side  
**ES-CB-5-BW** Working Side



**ES-BBC-6-BW** Working Side  
**ES-CB-6-BW** Working Side



**ES-BBC-8-BW** Working Side  
**ES-CB-8-BW** Working Side



# professional series

## Laminate Decorative Side: Choice of 8 stock laminate colors

Perfect for all occasion event hosting. Made from durable, high-pressure, dual-side counter-balanced laminate finish. Choice of 8 stock laminate colors. Welded stainless steel frame assures years of profitable use. Custom laminates and tops are also available to enhance or match existing colors at any establishment.

The sanitary stainless steel work areas and interior make clean up quick and easy. Work and splash areas are polished stainless steel with easy-to-clean covered corners. Front edges have raised marine nosing to retard spills. FWE offers a comprehensive mobile bar system with matching mobile Back Bar and matching mobile Ice Cart.

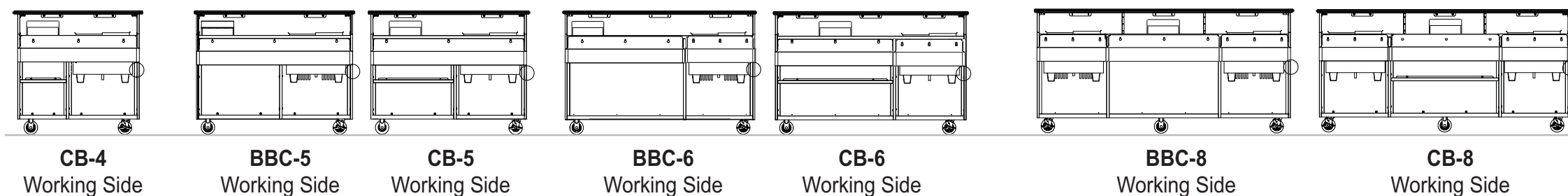
Super back-up! Matching mobile Back Bar stores extra liquor, glasses and bar accessories. Stainless steel interior shelves with 9.5", 11.5", and 14" clearance. Convenient work and serve top.

Welded stainless steel frame assures years of profitable use. Large 5" casters with brakes allows easy mobility.

Matching mobile Ice Cart provides an accessible supply of ice that is essential to keep drink service uninterrupted. Holds 200 lbs. of ice! Fully insulated. Includes sliding stainless top, drain, and all swivel 5" casters. Welded stainless steel frame.

Colors may vary by printed sheet or individual computer monitor from the actual final product. Request a chip sample to ensure proper color match.

<b>Hibiscus Cherry</b> Fine Velvet Texture Finish 7988-38	<b>Harvest Maple</b> Fine Velvet Finish 7953-38	<b>Buka Bark</b> Fine Velvet Finish 7982-38	<b>Pinnacle Walnut</b> Fine Velvet Finish 7992-38	<b>Florence Walnut</b> Fine Velvet Finish 7993-38	<b>Sterling Ash</b> Fine Velvet Finish 7995-38	<b>Black</b> Matte Finish 1595-60	<b>Arcade</b> Fine Velvet Texture Finish 4938-38
							
<b>CB-4</b> 4 Foot Mobile Bar shown with Black Laminate	<b>BBC-5 or CB-5</b> 5 Foot Mobile Bar shown with Black Laminate	<b>BBC-6 or CB-6</b> 6 Foot Mobile Bar shown with Black Laminate	<b>BBC-8 or CB-8</b> 8 Foot Mobile Bar shown with Black Laminate	<b>IC-200</b> Mobile Ice Cart shown with Black Laminate	<b>PSC-4</b> Mobile Back Bar shown with Black Laminate		





# weather-all series

## All Stainless Steel Decorative Side

Perfect for event hosting in any environment. Constructed entirely of stainless steel, these attractive and functional bars are tough enough to be used outside year-round, and beautiful enough to grace the most elegant banquet hall. Built to serve as the "Toughest Bar in Town!"

Welded stainless steel frame assures years of profitable use.

The sanitary stainless steel work areas and interior make clean up quick and easy. Work and splash areas are polished stainless steel with easy-to-clean covered corners. Front edges have raised marine nosing to retard spills.

FWE offers a comprehensive mobile bar system with matching mobile Back Bar and matching mobile Ice Cart.

Super back-up! Matching mobile Back Bar stores extra liquor, glasses and bar accessories. Stainless steel interior shelves with 9.5", 11.5", and 14" clearance. Convenient work and serve top.

Welded stainless steel frame assures years of profitable use. Large 5" casters with brakes allows easy mobility. Matching mobile Ice Cart provides an accessible supply of ice that is essential to keep drink service uninterrupted. Holds 200 lbs. of ice! Fully insulated. Includes sliding stainless top, drain, and all swivel 5" casters. Welded stainless steel frame.



**SBBC-5 or SCB-5**  
5 Foot Mobile Bar

**SBBC-6 or SCB-6**  
6 Foot Mobile Bar

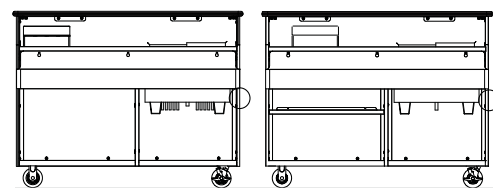
**IC-200**  
Mobile Ice Cart

**SPSC-4**  
4 Foot Mobile Back Bar

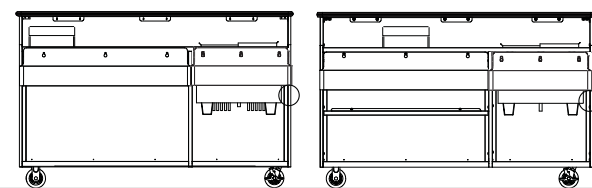
**SPSC-6**  
6 Foot Mobile Back Bar

**SPSC-8**  
8 Foot Mobile Back Bar

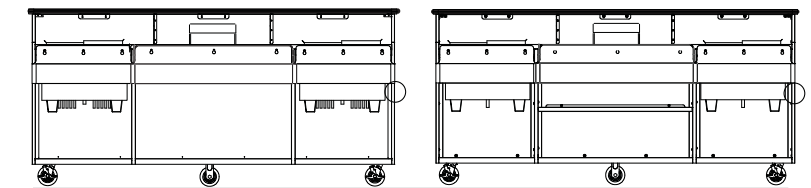
**SBBC-8 or SCB-8**  
8 Foot Mobile Bar



**SBBC-5 Working Side**      **SCB-5 Working Side**



**SBBC-6 Working Side**      **SCB-6 Working Side**



**SBBC-8 Working Side**      **SCB-8 Working Side**



## graphic wraps and interchangeable graphic posters

### Connect with Your Customer with Interchangeable Graphic Posters

Nothing is more passionate than a sports fan. Decorate the bar in team colors. Sports marketing includes supporting local professional, college and even high school team teams and alumni. Keep in mind that permission is required for licensed logos and registered brands.

Offer drink and food specials during classic athletic rivalries and playoff games. Name drinks and beverages after athletes. Host live events where athletes appear and hang out with your customers.

As the event seasons change, change your graphics. By adding an optional accessory bumper, a built-in bottom support frame is permanently provided. Perfect for supporting a foam board mounted poster. The bumper also provides protection for reusable graphics.

Decorate to match your theme or catering event. Hosting a wedding catering event? Perhaps the bride and groom want to personalize the reception with a removable poster keepsake.



**BBC-8 or CB-8**

Shown with optional accessories  
full perimeter bumper and  
graphic wrap or poster

**SBBC-8 or SCB-8**

Shown with optional accessories  
full perimeter bumper and  
graphic wrap or poster

**BBC-8 or CB-8**

Shown with optional accessories  
full perimeter bumper and  
graphic wrap or poster

**BBC-6 or CB-6**

Shown with optional accessories  
full perimeter bumper and  
graphic wrap or poster



## optional accessories

### Require Hand Sink? We have a built-in solution.

Profitable. Flexible. FWE's mobile bars with portable hot water hand sinks are perfect for hosting an event in any location, making it possible to offer practical hand washing for sanitary food service whenever it is needed.

Mobile bars with hand sinks allow set up multiple and remote serving locations. The hand sink is built with a lockable access door, removable fresh water tank, waste water tank, backsplash with soap dispenser, and paper towel dispenser.

Plug in the unit for easy setup wherever handwashing is needed or required. Fully UL and NSF certified, the mobile bar has been specially designed to include the highest quality of portable handwashing available.

Built rugged, these heavy-duty bars are easy to maneuver and built for long-lasting durability. Casters have a reinforced yoke mounted to 10 gauge caster plate. The caster mounting plate is secured to a 10 gauge stainless steel reinforcing stress plate welded in place stainless steel studs. The reinforcing stress plates are be welded to the heavy gauge tubular frame of the unit.

Shown with optional accessory stainless steel bar gutter



**ES-BBC-6-BW**

Shown with optional accessories locking bar doors on shelf side and Corian® Cobalt Blue work top

**SBBC-8**

Shown with optional accessories built-in hand washing system located in center of working side, full perimeter bumper, and bag-in-box dispensing system

**CB-8**

Shown with optional accessory built-in hand washing system located on right of working side

**BBC-8**

Shown with optional accessories locking speed rails and double-hung center speed rails





## Mobile Hand Sink



HS-24

FWE's mobile hot water hand sinks are perfect for hosting an event in any location, making it possible to offer practical hand washing for sanitary food service whenever it is needed.

The hand sink is built with a lockable access door, removable fresh water tank, waste water tank, backsplash with soap dispenser, and paper towel dispenser.

Plug in the unit for easy setup wherever handwashing is needed or required. Fully UL and NSF certified, the mobile bar has been specially designed to include the highest quality of portable handwashing available.

Built rugged, these heavy-duty bars are easy to maneuver and built for long-lasting durability. Casters have a reinforced yoke mounted to 10 gauge caster plate. The caster mounting plate is secured to a 10 gauge stainless steel reinforcing stress plate welded in place stainless steel studs. The reinforcing stress plates are be welded to the heavy gauge tubular frame of the unit.



Don't see what you are looking for? FWE can make your vision into a reality.

We build solutions.



# It's All About You

We reserve the right to change specifications, model numbers, part numbers, descriptions, or photographs. Errors are subject to correction. All rights reserved. ©2017 FWE Food Warming Equipment Company, Inc. Part#MB-2017



FOOD WARMING EQUIPMENT COMPANY, INC.  
5599 HWY. 31 W. Portland, TN 37148  
815.459.7500 | Fax: 815.459.7989 | [sales@fwe.com](mailto:sales@fwe.com)

800-222-4393  
[www.FWE.com](http://www.FWE.com)

COOK | HOLD | TRANSPORT | SERVE | REFRIGERATION | BARS